

## SAFE SYSTEM OF WORK

Task/Activity	Use of PPE			Document Ref	SSW010	
Site/Location	All Sites			Issue	1	
Developed By	K Moss			Date	09/2021	
Permit to Work Required?	YES	<input type="checkbox"/>	NO	X	RA Ref No	TBC

### 11. Identified HAZARDS from Risk Assessment

							
Moving Vehicles	Falling Objects	Uneven Ground	Crush Injuries	Pedestrians	Overhead Objects		





### 12. Training Required

Operator training				
-------------------	--	--	--	--

### 13. Persons at Risk

Operators	Employees working within close vicinity				
-----------	---	--	--	--	--

### 14. PPE Requirements

							
Safety Boots	Helmet	Hi Vis <small>High visibility clothing must be worn in this area</small>	Gloves				

**CHS016 - S.T.O.P for Safety Policy is always applicable**

### 15. Current Control Measures. Identified in Risk Assessment

Ensure all PPE is worn, i.e. safety footwear, hi vis.

1. Ensure you have received training, information and instruction on how to use your PPE correctly.
2. PPE should be worn correctly.
3. Store items of PPE properly as instructed in manufactures instruction.
4. Always dispose of damaged, expired, contaminated PPE in the appropriate manner ensuring others cannot inadvertently use it.

**If any Defect found informed Supervisor so PPE can be replaced.**

### 16. Procedure

Remember all work is likely to require the wearing of some item of personal protective equipment (PPE) particularly use of any work equipment / machinery / contact with substances etc.

1. Always consult the risk assessment for the work activity if you are unsure what type of PPE is required to be worn.

2. Maintenance work will generally require the wearing of safety helmet, steel toe cap safety boots, grade 2 impact safety glasses, gloves, coveralls and high viz clothing at all times.
3. Contacting hazardous substances normally requires the wearing of appropriate goggles and gloves. Consult the COSHH register if you are unsure.
  - Gloves to protect against oils, lubricants, solvents should be latex, vinyl or PVC.
  - Goggles to protect against liquid splashes should be to EN166-3 standard.
4. Where there is a risk of projectiles, e.g. hammering activities, safety goggles should be to Grade 1 impact standard.
5. Welding activities require goggles / shields with filters to BSEN169 and 175. Ensure you have the correct one.
6. Ensure your items of protective equipment are compatible with each other, e.g. the safety glasses do not impair the effectiveness of ear protection.
7. Look after your PPE, ensuring: -
  - a. Hard hats are changed regularly (date stamped)
  - b. High viz remains visible (not dirty)
  - c. Disposable ear plugs are used once only and inserted with clean hands.
  - d. Coveralls are regularly cleaned and removed immediately if contaminated.
  - e. It remains in efficient working order to do its job.
8. Ensure you make the correct choice of equipment particularly in respect of: -
  - a. Hearing protection
  - b. Respiratory protection **Ask if you are in doubt.**
9. If you need to use: -
  - a. Safety harnesses and lanyards
  - b. Respiratory equipment **Ensure you are trained, authorised and competent in its use.**
10. Never use old, dirty, worn out, hence defective PPE.
11. Obey all mandatory signs requiring the use of PPE at all times.

Remember PPE should be used as a 'last resort', the hazard we are at risk from still exists and we should be trying to eliminate it in the first instance.

17. First Aid Precautions	18. First Aiders
	Site Notice Board

19. Additional Information
N/A