






SAFE SYSTEM OF WORK

Task/Activity	Mobile Elevating Work Platforms (MEWPs)			Document Ref	SSW002	
Site/Location	All sites			Issue	2	
Developed By	K Moss			Date	08/2022	
Permit to Work Required?	YES	<input type="checkbox"/>	NO	<input checked="" type="checkbox"/>	RA Ref No	CRA014

Identified HAZARDS from Risk Assessment

							
Falls	Manual Handling	Slips	Falling Objects	Movement of MEWP			

Training Required

Operator training	Banksman Training			
-------------------	-------------------	--	--	--

Persons at Risk

Operators	Employees working within close vicinity				
-----------	---	--	--	--	--

PPE Requirements

							
Safety Boots	Safety Glasses	Hi Vis	Gloves	Helmet	Safety Harness		

CHS016 - S.T.O.P for Safety Policy is always applicable

Current Control Measures. Identified in Risk Assessment

Only Trained /Authorised Personnel to Operate Equipment.

1. Explore options of a safer means to get to the area that doesn't require you to work at height?
2. Only trained and competent staff work with the MEWP
3. The MEWP and additional equipment required for the task is visually checked and has current inspection certificates (as applicable)
4. An on-site dynamic risk assessment is conducted (hazards, people affected by work, assess risk and take action to make ALARP) Consider if safe to continue
5. Refer to main risk assessment

If any faults found DO NOT USE and report to your Supervisor.

Procedure

1. Check to make sure that all the risk that have a potential to harm have been considered by referencing the risk assessment
2. Undertake site induction. Conduct dynamic risk assessment to include equipment certification, site paperwork etc
3. Complete MEWP pre-use checks and refer to manufacturer's manual
4. Complete harness/lanyard checks
5. Check route from MEWP drop off point to work area (traffic management issues, ground condition etc) Note any gradients on route or at work area
6. Make sure weather conditions are suitable for works to proceed with type of MEWP being used
7. Ensure the correct safety equipment and PPE is attached/worn prior to starting works
8. Make sure there is an Emergency Action Plan in place
9. Carry out the works as per RAMS
10. Ensure access to MEWP keys is controlled to prevent mis use of equipment

First Aid Precautions

Make sure on site first aiders have been identified when working away from Catena site

First Aiders

See canteen notice board

Additional Information

In the event of working near to water considerations needs to be given to having water safety equipment at hand as well as appropriate PPE (life jackets)